



specifications:

Isuzu N75.150(E) Tipper

7.5T GVW / EURO VI (Easyshift transmission) 4x2 rigid



Axle weights (kg)		
UK standard vehicle plated weights (kg)	GVW	7500
	GTW (Standard)	8250
	GTW (Optional)	11000
UK Axle design weights (kg)	Front	3100
	Rear	6000

Weights (kg)		
Cab type		day
Wheelbase	WB	3365
Vehicle Mass Unladen	Front	1952
	Rear	1860
Total		3812
GVW		7500
Payload Allowance		3688
Max. Permissible Trailer Weight		3500

Dimensions (mm)			
Overall Length			5780
Body Length	OAL	External Body Length	3980
		Internal Body Length	3880
Body Width	OVW	External Body Width	2780
		Internal Body Width	2680

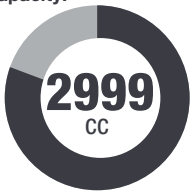

Features			
Body	Steel underfloor tipping body.	Wings	2.5mm thick pressed steel. Extended to form steps nearside and offside.
Style	Double drop side.	Rope Hooks	To be fitted on all bearers.
Floor	Two piece 3mm thick pressed steel floor incorporating side raves.	Side Guards	Type approved aluminium hinged side guards.
Ladder Gantry	Heavy-duty ladder gantry.	Warning	In cab warning light and buzzer to be fitted to warn the operator when the body is in the raised position.
Infill	2mm thick turret punched steel sheet.	Tipping Gear	CVH underfloor tipping gear, complete with vacuum operated PTO. Controls in the cab.
Side-boards	Pressed steel with 1.6mm steel infill panels fully welded.	Finish	All steelwork to be prepared and painted in a single colour 2 pack finish.
Tailgate	Constructed as side specification, top and bottom hung securing pins bolted on for easy replacement. Tailgate fitted with heavy duty centre stiffener and tailgate wedge.	Transfers	Bodywork to be fitted with H&S signage.
Body Prop	One man operated steel body prop.	Tow bar	Type approved tow bar assembly fitted as part of the under run bar. 50mm ball and pin coupling. Seven pin electrics. Rear light stalks. Rear light guards.

1. Unladen weights excludes driver, fuel, AdBlue®, spare wheel and carrier. (Tolerance +/- 3%). 2. Isuzu Truck (UK) Ltd. shall have no liability whatsoever should the information supplied have incorrect data, descriptions or illustrations.

N75.150(E) Tipper Mechanical Specification (standard equipment)

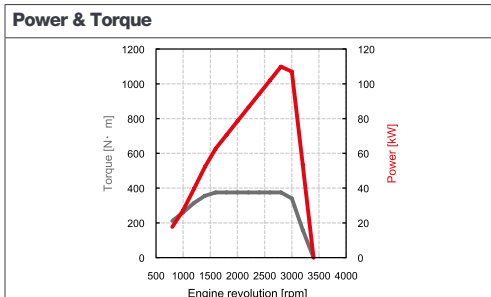
EURO VI

POWER & TORQUE

Engine	
Make & model:	4JJ1-TC – Isuzu turbo intercooled DOHC 4 cylinder diesel with DPD & SCR.
Bore x stroke:	95.4 x 104.9mm
Capacity:	Max Power:
	

Transmission	
Make & model:	Isuzu electro hydraulic controlled 6 speed synchromesh MYY6S with fully automated and sequential shift modes.
Ratios:	1st - 5.979; 2nd - 3.434; 3rd - 1.862; 4th - 1.297; 5th - 1.000; 6th - 0.759; Reverse - 5.701
Rear Axle Ratio:	5.571:1

Clutch	
Type:	Fluid coupling torque converter type with lock-up clutch.



Electrical	
Type:	2x12V, 540CCA, 70Ah batteries (24V) with 90A alternator.



Tyres/Wheels	
Tyres:	215/75 R17.5 radial.
Wheels:	6.00J x 17.5, 6-stud.
Spare:	1 x wheel and tyre.

Frame	
Type:	Parallel ladder type channel section straight side rails, rivet less upper flange.

Axles	
Front:	Reverse Elliott I-Beam.
Rear:	Banjo fully floating.

Suspension	
Front:	Parabolic alloy steel springs with hydraulic shock absorbers and anti roll bar.
Rear:	Semi-elliptical alloy steel springs with hydraulic shock absorbers and anti roll bar.

Brakes	
System:	Vacuum servo assisted hydraulic dual line with ABS, EBD (electronic brake distribution), EVSC (electronic vehicle stability control), ASR (anti slip regulation). Exhaust brake.
Front:	310mm ventilated discs with asbestos free pads.
Rear:	310mm ventilated discs with asbestos free pads.
Park:	Mechanical drum brake rear of transmission.

Fuel Tank	
Capacity:	AdBlue®:
 90 LITRES	 16 LITRES

CAB FEATURES

Cab Exterior	
Type:	Hexapod, white all-steel with roof outline markers and roof beacon.
Features:	Manual tilt to 45 deg. Tinted windscreen. Chrome radiator grille. Plastic resin non-slip entry steps. 90 deg. opening doors. Zinc galvanised frame structure. Steel reinforced composite front bumper with fog and daytime running lamps. Two halogen head lamps with indicators. Front mudguards with spray suppression. Aluminium rear under run.

Cab Interior	
Features:	Flame-resistant interior trim. Vinyl floor matting. Pillar mounted entrance grab handles both sides. Driver & passenger SRS airbags.

Seats (all cloth)	
Features:	Driver's fully adjustable suspension seat with head restraint. Dual split passenger seat, folding back centre with tray. Driver and outer passenger retractable diagonal seat belts with pre-tensioner. Centre seat lap belt.

Vision	
Features:	Large foldable, heated mirrors. Interior rear view mirror on collapsible mounting. Driver and passenger sun visors. Deep cut side windows to reduce blind spots. Electric windows with driver control and lock.

Steering	
Features:	Recirculating ball type with full integral hydraulic power assistance. Tilt and telescopic steering column.

Instruments	
Features:	Speedometer with odometer & trip. Rev counter. Fuel gauge. Engine coolant temperature. Multi-information display provides information on servicing, emissions and fuel economy. Digital Tachograph.

Switches & Electrical	
Features:	Combination stalk incorporating headlamps, indicators, fog lamps, washers and wipers, and exhaust brake. Steering wheel horn. Engine idle control. Headlamp levelling. Engine quick warm up. Cigarette lighter. Reverse warning. DPD. EVSC, ASR and LDWS control. Electronic vehicle speed limiter set at 56 mph (90 kph). First gear start. Economy mode. Hazard warning lights. Kenwood DAB radio with Bluetooth (Sat Nav option available)

Warning/Indicator Lamps	
Features:	Battery charge. Oil pressure. Low fuel. Glow plug operation. High beam and indicators. Park brake warning. Fuel/water separator. Check engine. DPD operation. Engine overheat. AdBlue® level. EVSC, LDWS, ABS. Exhaust brake operation. Front and rear fog lights. Seatbelt warning. Brake fluid level. SRS air bag. Brake vacuum loss. Gear position indicator.

Tool Kit	
Features:	Jack with a small selection of hand tools.

WARRANTY

All chassis cabs come with a 3 year unlimited mileage warranty and roadside assistance as standard. Tipper bodies come with the bodybuilder's 12 month warranty. Terms and conditions apply. Please see our website for further details.

Isuzu-backed Repair and Maintenance contracts available upon request.

SAFETY & SECURITY

R29 cab strength:	Complies with ECE-R29 cab strength standard.
Central locking:	Central locking with remote keyless entry and immobiliser.
Lane departure warning system:	Camera monitor, alerts driver with a warning buzzer and LCD monitor.
Seatbelts:	Red diagonal and lap belts.

For further information please contact your local dealer or phone us direct:

01707 282930 | www.isuzutruck.co.uk

