



specifications:

Isuzu N75.190(E) Curtain Tail lift

7.5T GVW / EURO VI (Easyshift transmission) 4x2 rigid



Axle weights (kg)		
UK standard vehicle plated weights (kg)	GVW	7500
	GTW (Standard)	8250
	GTW (Optional)	11000
UK Axle design weights (kg)	Front	3100
	Rear	6000

Weights (kg)		
Cab type		day
Body type		Curtainside
Wheelbase	WB	4475
Vehicle Mass Unladen	Front	2034
	Rear	2500
Total		4534
GVW		7500
Payload Allowance		2966
Max. Permissible Trailer Weight		3500

Dimensions (mm)			
Overall Length			8200
Body Length	OAL	Internal Body Length	6096
Body Width	OVW	External Body Width	2439
Body Height	OH	Body Height (side aperture)	2286

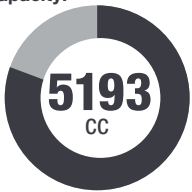
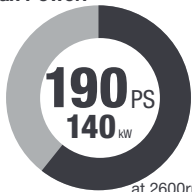
Features	
Underframe	Galvanised steel runners, galvanised cross bearers, galvanised steel side raves, cross bearers @ 16" pitch, lift up alloy side guards
Rear Aperture	Rear barn doors with external locking gear
Flooring	18mm wisadeck floor
Lighting	2 interior LED lights with PIR sensor, side and rear LED marker lights to current lighting regulations
Roof	GRP one-piece roof complete with bonded roof sticks, ridge pole and load restraint straps
Curtains	Stainless steel locking buckles and curtain tensioners each side
Options included	Air deflector and side collars. V-Grove side rave with lift up lashing points. Pull out ladder step.
Tail lift	DHOLLANDIA 1000kg tuck away tail lift with 1050mm deep platform, trolley stops and wander lead control

1. Unladen weights excludes driver, fuel, AdBlue®. Includes spare wheel + carrier (Tolerance +/- 3%). 2. Isuzu Truck (UK) Ltd. shall have no liability whatsoever should the information supplied have incorrect data, descriptions or illustrations.

N75.190(E) Curtainside Mechanical Specification (standard equipment)

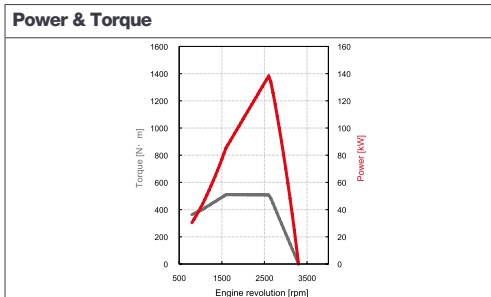
EURO VI

POWER & TORQUE

Engine	
Make & model:	4HK1E6C – Isuzu turbo intercooled OHC 4 cylinder diesel with DPD & SCR.
Bore x stroke:	115 x 125mm
Capacity:	Max Power:
	
	at 2600rpm

Transmission	
Make & model:	Isuzu electro hydraulic controlled 6 speed synchromesh MZZ6F with fully automated and sequential shift modes.
Ratios:	1st - 6.369; 2nd - 3.767; 3rd - 1.966; 4th - 1.355; 5th - 1.000; 6th - 0.782; Reverse - 6.369
Rear Axle Ratio:	4.10:1

Clutch	
Type:	Fluid hydrokinetic coupling with lock-up clutch.



Electrical	
Type:	2x12V, 800CCA, 110Ah batteries (24V) with 90A alternator.



Tyres/Wheels	
Tyres:	215/75 R17.5 radial.
Wheels:	6.00J x 17.5, 6-stud.
Spare:	1 x wheel and tyre.

Frame	
Type:	Parallel ladder type channel section straight side rails, rivet less upper flange.

Axles	
Front:	Reverse Elliott I-Beam.
Rear:	Banjo fully floating.

Suspension	
Front:	Parabolic alloy steel springs with hydraulic shock absorbers and anti roll bar.
Rear:	Semi-elliptical alloy steel springs with hydraulic shock absorbers and anti roll bar.

Brakes	
System:	Vacuum servo assisted hydraulic dual line with ABS, EBD (electronic brake distribution), EVSC (electronic vehicle stability control), ASR (anti slip regulation). Exhaust brake.
Front:	310mm ventilated discs with asbestos free pads.
Rear:	310mm ventilated discs with asbestos free pads.
Park:	Mechanical drum brake rear of transmission.

Fuel Tank	
Capacity:	AdBlue®:
	

CAB FEATURES

Cab Exterior	
Type:	Hexapod, white all-steel with roof outline markers.
Features:	Manual tilt to 45 deg. Tinted windscreen. Chrome radiator grille. Plastic resin non-slip entry steps. 90 deg. opening doors. Zinc galvanised frame structure. Steel reinforced composite front bumper with fog and daytime running lamps. Two halogen head lamps with indicators. Front mudguards with spray suppression. Aluminium rear under run.

Cab Interior	
Features:	Flame-resistant interior trim. Vinyl floor matting. Pillar mounted entrance grab handles both sides. Driver & passenger SRS airbags.

Seats (cloth)	
Features:	Driver's fully adjustable suspension seat with head restraint. Dual passenger seat, folding back centre with tray. Driver and outer passenger retractable diagonal seat belts, with pre-tensioner. Centre seat lap belt. 4-seat passenger (crew cab) with lap belts.

Vision	
Features:	Large foldable, heated mirrors. Interior rear view mirror on collapsible mounting. Driver and passenger sun visors. Deep cut side windows to reduce blind spots. Electric windows with driver control and lock.

Steering	
Features:	Recirculating ball type with full integral hydraulic power assistance. Tilt and telescopic steering column.

Instruments	
Features:	Speedometer with odometer & trip. Rev counter. Fuel gauge. Engine coolant temperature. Multi-information display provides information on servicing, emissions and fuel economy. Digital Tachograph.

Switches & Electrical	
Features:	Cruise control. Combination stalk incorporating headlamps, indicators, fog lamps, washers and wipers, and exhaust brake. Steering wheel horn. Engine idle control. Headlamp levelling. Engine quick warm up. Cigarette lighter. Reverse warning. DPD. EVSC, ASR and LDWS control. Electronic vehicle speed limiter set at 56 mph (90 kph). First gear start. Economy mode. Hazard warning lights. Kenwood DAB radio with Bluetooth (Sat Nav option available)

Warning/Indicator Lamps	
Features:	Battery charge. Oil pressure. Low fuel. Glow plug operation. High beam and indicators. Park brake warning. Fuel/water separator. Check engine. DPD operation. Engine overheat. AdBlue® level. EVSC, LDWS, ABS. Exhaust brake operation. Front and rear fog lights. Seatbelt warning. Brake fluid level. SRS air bag. Brake vacuum loss. Gear position indicator.

Tool Kit	
Features:	Jack with a small selection of hand tools.

WARRANTY

All chassis cabs come with a 3 year unlimited mileage warranty and roadside assistance as standard. Curtainside bodies come with the bodybuilder's 12 month warranty. Terms and conditions apply. Please see our website for further details.

Isuzu-backed Repair and Maintenance contracts available upon request.

SAFETY & SECURITY

R29 cab strength:	Complies with ECE-R29 cab strength standard.
Central locking:	Central locking with remote keyless entry and immobiliser.
Lane departure warning system:	Camera monitor, alerts driver with a warning buzzer and LCD monitor.
Seatbelts:	Red diagonal and lap belts.

For further information please contact your local dealer or phone us direct:

01707 282930 | www.isuzutruck.co.uk

