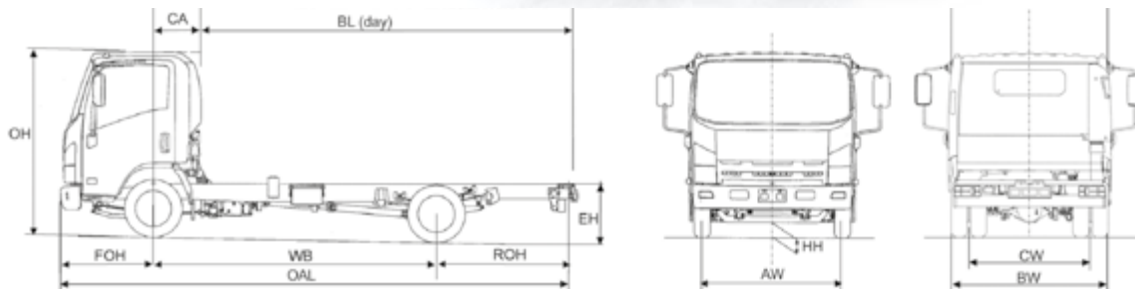




specifications:

Isuzu 'Forward' N75.190 7.5T GVW / EURO VI (Manual transmission) 4x2 rigid



Axle weights (kg)				
UK standard vehicle plated weights (kg)	GVW	7500	7500	7500
	GTW (Standard)	8250	8250	8250
	GTW (Optional)	11000	11000	11000
UK Axle design weights (kg)	Front	3100	3100	3100
	Rear	6000	6000	6000

Weights (kg)				
Cab type		day	day	day
Wheelbase	WB	3365	3815	4475
Vehicle Mass Unladen	Front	1812	1852	1918
	Rear	1036	1026	1010
Total		2848	2878	2928
GVW		7500	7500	7500
Body & Payload Allowance		4652	4622	4572
Max. Permissible Trailer Weight		3500	3500	3500

Dimensions (mm)				
Overall Length	OAL	6040	6690	7870
Overhang - Front	FOH	1110	1110	1110
Overhang - Rear	ROH	1560	1760	2280
Cab Gap	CB	170	170	170
C/L Front Axle to Rear of Cab	CA	550	550	550
Recommended Body Length	BL	4267	4876	6096
Chassis Frame Width		850	850	850
Recommended Body Width		2345	2345	2500
Recommended Maximum Body Width		2500*	2500*	2500
Cab Width	OW	2040	2040	2040
Overall Height (Unladen)	OH	2265	2265	2265
Chassis Height (Unladen)	EH	830	830	840
Minimum Road Clearance	HH	190	190	190
Track - Front	AW	1680	1680	1680
Track - Rear	CW	1650	1650	1650
Rear Axle Width	BW	2129	2129	2129

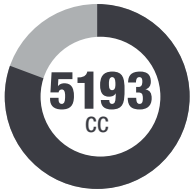
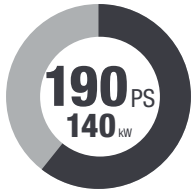
*Wide mirror arms apply at extra cost.

1. Unladen weights excludes driver, fuel, AdBlue®. Includes spare wheel + carrier (Tolerance +/- 3%). 2. Body lengths are given as a guide only. Bodybuilders are responsible for ensuring all legal requirements are met. 3. Maximum body lengths are calculated to remain within the overhang ratio of 60% of the wheel base. Cab gaps may vary. 4. Isuzu Truck (UK) Ltd. shall have no liability whatsoever should the information supplied have incorrect data, descriptions or illustrations.

N75.190 Mechanical Specification (standard equipment)

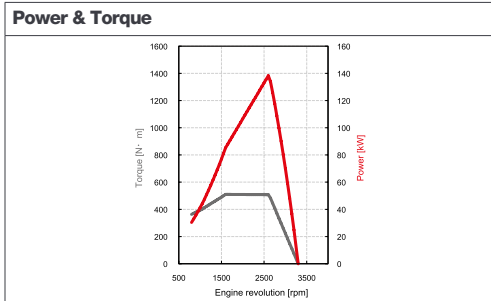
EURO VI

POWER & TORQUE

Engine	
Make & model:	4HK1E6C – Isuzu turbo intercooled OHC 4 cylinder diesel with DPD & SCR.
Bore x stroke:	115 x 125mm
Capacity:	Max Power:
	
at 2600rpm	

Transmission	
Make & model:	Isuzu 6 speed manual synchromesh MZZ6F with overdrive.
Ratios:	1st - 6.369; 2nd - 3.767; 3rd - 1.966; 4th - 1.355; 5th - 1.000; 6th - 0.782; Reverse - 6.369
Rear Axle Ratio:	4.10:1

Clutch	
Type:	325mm diaphragm type with hydraulic actuation.



Electrical	
Type:	2x12V, 800CCA, 110Ah batteries (24V) with 90A alternator.



Tyres/Wheels	
Tyres:	215/75 R17.5 radial.
Wheels:	6.00J x 17.5, 6-stud.
Spare:	1 x wheel and tyre.

Frame	
Type:	Parallel ladder type channel section straight side rails, rivet less upper flange.

Axles	
Front:	Reverse Elliott I-Beam.
Rear:	Banjo fully floating.

Suspension	
Front:	Parabolic alloy steel springs with hydraulic shock absorbers and anti roll bar.
Rear:	Semi-elliptical alloy steel springs with hydraulic shock absorbers and anti roll bar.

Brakes	
System:	Vacuum servo assisted hydraulic dual line with ABS, EBD (electronic brake distribution), EVSC (electronic vehicle stability control), ASR (anti slip regulation). Exhaust brake.
Front:	310mm ventilated discs with asbestos free pads.
Rear:	310mm ventilated discs with asbestos free pads.
Park:	Mechanical drum brake rear of transmission.

Fuel Tank	
Capacity:	
AdBlue®:	

CAB FEATURES

Cab Exterior	
Type:	Hexapod, white all-steel with roof outline markers.
Features:	Manual tilt to 45 deg. Tinted windscreen. Chrome radiator grille. Plastic resin non-slip entry steps. 90 deg. opening doors. Zinc galvanised frame structure. Steel reinforced composite front bumper with fog and daytime running lamps. Two halogen head lamps with indicators. Front mudguards with spray suppression. Aluminium rear under run.

Cab Interior	
Features:	Flame-resistant interior trim. Vinyl floor matting. Pillar mounted entrance grab handles both sides. Driver & passenger SRS airbags.

Seats (cloth)	
Features:	Driver's fully adjustable suspension seat with head restraint. Dual split passenger seat, folding back centre with tray. Driver and outer passenger retractable diagonal seat belts with pre-tensioner. Centre seat lap belt.

Vision	
Features:	Large foldable, heated mirrors. Interior rear view mirror on collapsible mounting. Driver and passenger sun visors. Deep cut side windows to reduce blind spots. Electric windows with driver control and lock.

Steering	
Features:	Recirculating ball type with full integral hydraulic power assistance. Tilt and telescopic steering column.

Instruments	
Features:	Speedometer with odometer & trip. Rev counter. Fuel gauge. Engine coolant temperature. Multi-information display provides information on servicing, emissions and fuel economy. Digital Tachograph.

Switches & Electrical	
Features:	Combination stalk incorporating headlamps, indicators, fog lamps, washers and wipers, and exhaust brake. Steering wheel horn. Engine idle control. Headlamp levelling. Engine quick warm up. Cigarette lighter. Reverse warning. DPD. EVSC, ASR and LDWS control. Electronic vehicle speed limiter set at 56 mph (90 kph). Hazard warning lights. Kenwood DAB radio with Bluetooth (Sat Nav option available)

Warning/Indicator Lamps	
Features:	Battery charge. Oil pressure. Low fuel. Glow plug operation. High beam and indicators. Park brake warning. Fuel/water separator. Check engine. DPD operation. Engine overheat. AdBlue® level. EVSC, LDWS, ABS. Exhaust brake operation. Front and rear fog lights. Seatbelt warning. Brake fluid level. SRS air bag. Brake vacuum loss.

Tool Kit	
Features:	Jack with a small selection of hand tools.

WARRANTY

All chassis cabs come with a 3 year unlimited mileage warranty and roadside assistance as standard. Terms and conditions apply.

Isuzu-backed Repair and Maintenance contracts available upon request.

SAFETY & SECURITY

R29 cab strength:	Complies with ECE-R29 cab strength standard.
Central locking:	Central locking with remote keyless entry and immobiliser.
Lane departure warning system:	Camera monitor, alerts driver with a warning buzzer and LCD monitor.
Seatbelts:	Red diagonal and lap belts.

For further information please contact your local dealer or phone us direct:

01707 282930 | www.isuzutruck.co.uk

